

**Our Mission**

All students at Northwest Academy will attend top rated, highly successful college prep high schools.

**Our Philosophy**

Our school's philosophy asserts students can reach proficiency and beyond when given the appropriate academic structure and support. We believe using standards-based instruction centered around an academic framework that utilizes small group differentiated instruction and the gradual release model will give the structure to produce a productive learning environment. Our curriculum is developed with an understanding of Ohio Learning Standards embedded in our pacing guides, and supported through instructional coaching and professional development. Using these best practices and research-based strategies for academics, students will be able to close the achievement gap. We value an academic model where students are encouraged to use higher order thinking skills and learn from error to grow at a more rapid pace. Our philosophy of education encompasses the fundamental structures of an academic framework and standards based instruction with an emphasis on using data to drive instruction. These best practices used in combination with the gradual release model, small group instruction, instructional coaching, and professional development will prove our school can close the achievement gap and reach proficiency.

**Our Program**

Preparing students for the future is a colossal yet exciting task. HOPE Academy Northwest takes great pride in giving our teachers and students the tools they need to achieve success. Our curricular resources are aligned with the Ohio Learning Standards. We view these standards as the road map to direct our students to their academic goals. By using the school's curriculum and progressive technology, we equip our staff and students to reach their fullest potential. The combination of dedicated people and resources demonstrates our ongoing commitment to give each child the best possible education.

**Instructional Time**

Our school provided 1,052.42 hours of instruction, which exceeds the 920 hours required by Ohio Law. This time excludes non-academic activities.

**Students with Special Needs**

HOPE Academy Northwest provides a nurturing, inclusionary environment. We assist in preparing students with special needs to lead independent and productive lives. A free and appropriate public education is provided to every student.

**Staff Positions**

Certified/Instructional: 18  
Administrative/Support Staff: 2.5

**Board Members**

- Robert Engels
- Jean Lee
- Bonnie Childs
- Marilyn Holley
- Gwendolyn Poole-Chambers

HOPE Academy Northwest lost a devoted Board Member with the passing of Dr. Charlotte Burrell in August 2016. Dr. Burrell's commitment to the students, families, and educators of HOPE Academy Northwest was unparalleled. She will be missed, but her impact and legacy will never be forgotten.

**Ohio Department of Education**



**Enrollment and Demographics**

Average Daily Enrollment: 247  
African American: 42.1%  
Hispanic: 25.5%  
Multi Racial: NC  
Caucasian: 27.5%  
Not Specified: NC  
Students with Disabilities: 13.6%  
Economically Disadvantaged: 99.2%  
Student Attendance: 91.3%

**Fiscal Responsibility**

The table below is a summary of the school's financial operations for the year ending in June 30, 2017.




Total Assets	\$347,053
Total Liabilities	\$1,495
Total Operating Expenses	\$2,621,184
Total Operating Revenues	\$2,118,103
Total Non-Operating Revenues	\$500,480

*The Ohio Auditor of State has not yet audited the figures presented above. However, the school does receive a regular annual audit performed by the Auditor of State. Released audit reports for the school can be viewed by going to the Auditor's website at <http://www.auditor.state.oh.us> and clicking on "Audit Search."*

**Community School Sponsor**

The Ohio Council of Community Schools (OCCS) uses various methods to evaluate the school's performance including published tests and other academic scores such as the Ohio Department of Education Local Report Card and supporting data. OCCS regional representatives visit our partner schools regularly ensuring compliance with federal, state, and contractual requirements. The results of this monitoring for the 2016-2017 school year are published in the 2017 Ohio Council of Community Schools Annual Report, available after November 30 at [www.ohioschools.org](http://www.ohioschools.org).

## School Improvement

Measure	SY 2015-2016	SY 2016-2017
Performance Index	58.3	63.0 
Gap Closing	8.3%	21.7% 
K-3 Literacy	15.4%	31.0% 
Progress: Component Grade	A	A
Progress: Overall Value Added	A	A

Source: Ohio Department of Education, State Report Card

## Nearby Schools

School Name	Distance From HOPE Academy Northwest (miles)	Economically Disadvantaged	Progress					Gap Closing	K-3 Literacy
			Component Grade	Overall Composite Score	Value Added: Overall	Value Added: Students with Disabilities	Value Added: Lowest 20% in Achievement	Annual Measurable Objectives	Improvement
<b>HOPE Academy Northwest</b>	<b>N/A</b>	<b>99.6%</b>	<b>A</b>	<b>+4.28</b>	<b>A</b>	<b>A</b>	<b>A</b>	<b>21.7%</b>	<b>31.0%</b>
Harrison Elementary	0.8	77.6%	A	+1.58	B	NR	A	11.1%	17.5%
Marion Seltzer	0.8	100.0%	F	-5.03	F	F	F	0.0%	30.7%
Constellation: Madison Elementary	1.1	100.0%	D	-5.73	F	D	F	12.7%	19.0%
McKinley School	1.5	100.0%	F	-4.24	F	NR	F	24.7%	45.5%
Wilbur Wright School	1.5	100.0%	F	-7.70	F	F	F	5.9%	19.3%

Source: Ohio Department of Education, State Report Card

## Ohio State Tests

### Percentage of Students Scoring Proficient or Higher

3 <sup>rd</sup> Grade	4 <sup>th</sup> Grade	5 <sup>th</sup> Grade	6 <sup>th</sup> Grade	7 <sup>th</sup> Grade	8 <sup>th</sup> Grade
Reading 41.0%	Reading 30.4%	Reading 37.9%	Reading 40.7%	Reading 38.9%	Reading 14.3%
Mathematics 66.7%	Mathematics 52.2%	Mathematics 31.0%	Mathematics 7.4%	Mathematics 22.2%	Mathematics 7.1%
	Social Studies 56.5%	Science 20.7%	Social Studies 29.6%		Science 14.3%

Source: Ohio Department of Education, State Report Card

## Northwest Evaluation Association (NWEA) Assessment

### Percentage of Students Who Showed Growth

	Kindergarten	1 <sup>st</sup> Grade	2 <sup>nd</sup> Grade	3 <sup>rd</sup> Grade	4 <sup>th</sup> Grade	5 <sup>th</sup> Grade	6 <sup>th</sup> Grade	7 <sup>th</sup> Grade	8 <sup>th</sup> Grade
Mathematics	94%	95%	95%	90%	78%	86%	61%	67%	63%
Reading	94%	95%	95%	95%	81%	71%	76%	67%	69%

HOPE Academy Northwest is a community school established under Chapter 3314 of the Ohio Revised Code. The school is a public school and students enrolled in and attending the school are required to take proficiency tests and other examinations prescribed by law. In addition, there may be other requirements for students at the school that are prescribed by law. Students who have been excused from the compulsory attendance law for the purpose of home education as deemed by the Administrative Code shall no longer be excused for that purpose upon their enrollment in a community school. For more information about this matter, contact the school administration or the Ohio Department of Education. All information contained in this report was accurate to the best of our knowledge at the time of printing.