



Hope Academy Northwest serves the Edgewater community with a 18+ year reputation as one of the top-performing, award-winning academic programs in Cleveland. Hope Academy performs over 10% higher than neighboring public and charter schools.

The school offers a robust Visual & Performing Arts program beginning in Kindergarten. Students in Grades 4-8 select an Arts emphasis and participate in one hour of focused instruction per day in Band, Dance, Visual Arts, Vocal Music, or Theatre.

MISSION STATEMENT

To provide opportunities for Cleveland students to excel academically and artistically within a culture of compassion, support, and high expectations.



GRADES SERVED

Early K - 8

AVERAGE DAILY ENROLLMENT

189

PRINCIPAL

Derrick Lockett

REGIONAL VICE PRESIDENT

Tamika Cleveland

SCHOOL YEAR OPENED

2004-05

MANAGED BY ACCEL SINCE

2015-16

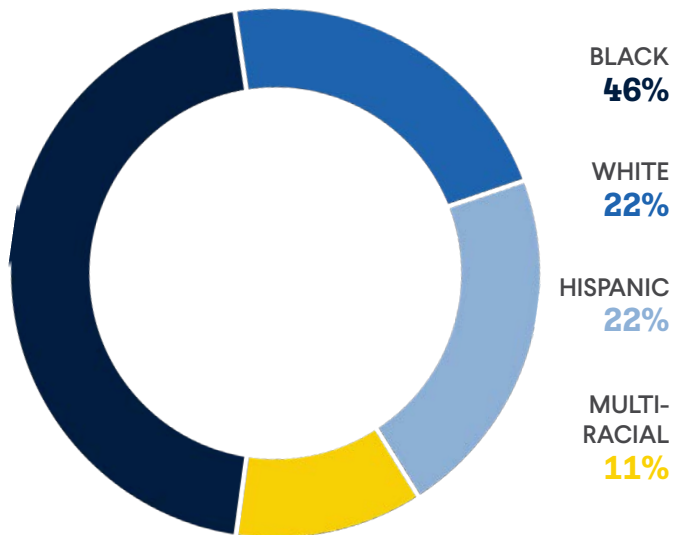
AUTHORIZER

**Ohio Council of
Community Schools**

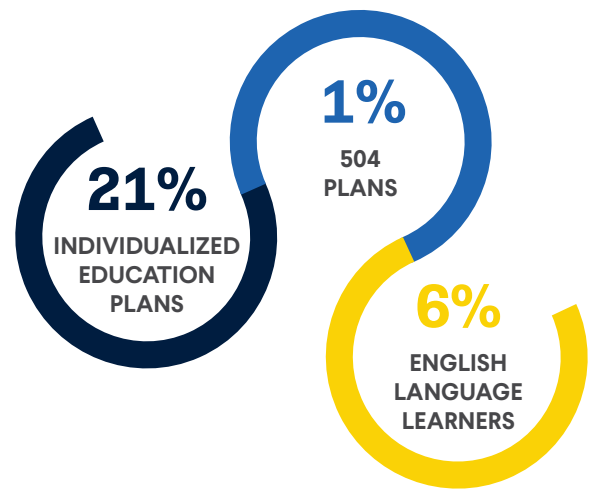


2021-22
ANNUAL REPORT

STUDENT DEMOGRAPHICS



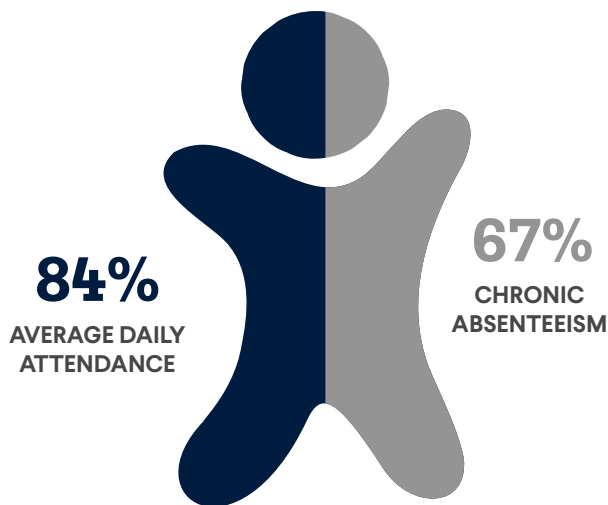
SPECIAL POPULATIONS



100% ECONOMICALLY DISADVANTAGED

21% STUDENT MOBILITY RATE

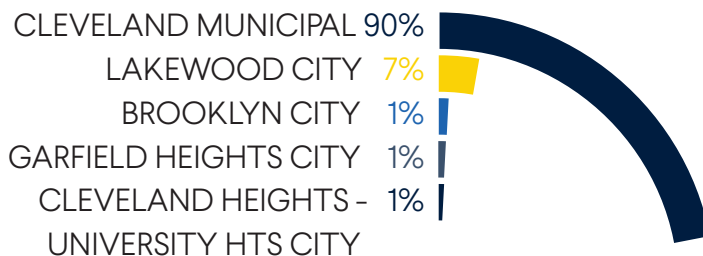
0% UNHOUSED



HIGHLIGHTS

- Scores in Top 20% of Ohio Charter Schools
- Rated 4 stars in Progress for exceeding state expectations in student academic growth
- Rated 4 stars in Gap Closing for exceeding state expectations in closing educational gaps
- 70 students participated in free summer school enrichment program that focused on ELA and Math instruction
- Campus Improvements: new playground
- New program implementation:
 - Dance program led by Julliard graduate
 - Urban Gardening program to support science learning, emotional wellbeing, and healthy eating habits
- Provided 1027 instructional hours, 10% more than the Ohio requirement for charter schools
- Achieved budget surplus in Fiscal Year 2022
- Full day Kindergarten & Early K program for students turning five years old before Jan. 1
- Well-rounded program including Visual & Performing Arts: Band, Dance, Visual Arts, Vocal Music & Theatre
- Students in Grades 4-8 focus on their choice of Arts for one hour daily
- Partnership with Say Yes Cleveland to provide student academic and support services
- Free breakfast, lunch, & enrichment-based before and after school care program
- Accredited by Cognia™

DISTRICTS OF RESIDENCE



INSTRUCTIONAL & SUPPORT STAFF




STATE REPORT CARD

PERFORMANCE INDEX SCORE 68.4	ACHIEVEMENT COMPONENT ★★
PROGRESS COMPONENT ★★★★★	THIRD GRADE READING GUARANTEE <hr/> PROFICIENCY 52%
GAP CLOSING COMPONENT ★★★★★	PROMOTION TO GRADE 4 100%

ACADEMIC PROGRESS

Through a well-rounded curriculum that engages students, instructional hours above state requirements, and free afterschool tutoring & summer school programs, Hope Northwest Academy is undergoing steady academic recovery since the pandemic. The school exceeded the state's expectations for student academic growth and closing educational gaps (4 Stars) and increased its Performance Index (PI) score by 19%. Additionally, 100% of students met the state requirements for promotion to fourth grade.

YOY GROWTH IN PERFORMANCE INDEX SCORE



PROGRESS COMPONENT RATINGS BY SUBJECT & GRADE LEVEL

	ELA	Math	Science
4th Grade	Value Added data is not available	Students met state expectations in academic growth	Value Added data is not available
5th Grade	Students significantly exceeded state expectations in academic growth	Students significantly exceeded state expectations in academic growth	Students met state expectations in academic growth
6th Grade	Students significantly exceeded state expectations in academic growth	Students met state expectations in academic growth	Value Added data is not available
7th Grade	Students met state expectations in academic growth	Students met state expectations in academic growth	Value Added data is not available
8th Grade	Students met state expectations in academic growth	Students made less academic growth than state expected	Students met state expectations in academic growth

- Students significantly exceeded state expectations in academic growth
- Students met state expectations in academic growth
- Students made less academic growth than state expected
- Value Added data is not available





ELAINE VANCE
SCHOOL BOARD PRESIDENT

DOROTHY CURTIS
VICE PRESIDENT

CLIFFORD KING
SECRETARY

BRENDA DIXON
BOARD MEMBER

JUANITA REYNOLDS
BOARD MEMBER



AUTHORIZED BY

Ohio Council of Community Schools (OCCS) uses various methods to evaluate the school's performance including published tests and other academic scores such as the Ohio Department of Education Local Report Card and supporting data. OCCS regional representatives visit our partner schools regularly ensuring compliance with federal, state, and contractual requirements. The results of this monitoring for the 2021-2022 school year are published in the 2021-2022 Ohio Council of Community Schools Annual Report, available after November 30 at www.ohioschools.org.



FINANCIAL DATA

State Sources	1,170,230
Federal Sources	693,213
Local Sources	222,002
TOTAL REVENUES	\$2,085,445

Salaries & Wages	653,679
Employee Benefits	175,632
Purchased Services	1,023,043
Supplies & Materials	63,802
Capital Outlay	5,960
Other Expenses	5,242
TOTAL EXPENSES	\$1,927,358

At time of publication, 2022 fiscal year data was not available from the Ohio Auditor of State. For updated information visit: www.auditor.state.oh.us

